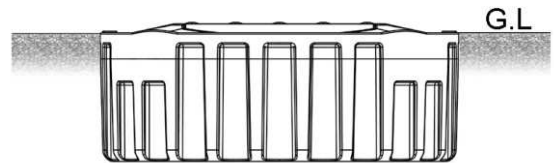


# INSTALLATION MANUAL

## ROAD STUD (GIRS-1~3)

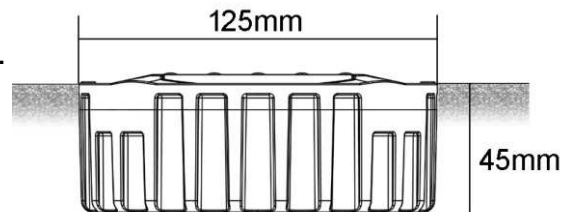
1. Standard installation height should be same level with the upper side line of aluminum case and the ground level.



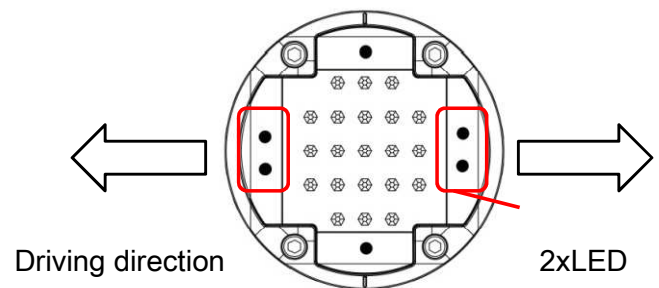
2. Drill the hole by using tool like drilling machine. Hole size should be 125mm (5inch) in diameter and 45mm depth. (GIRS-I Model : 47mm)

3. Clean the hole by using vacuum cleaner.

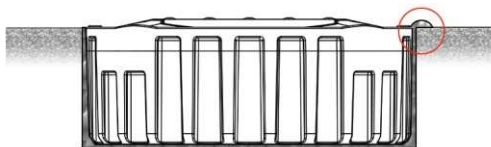
4. Pour the Glue until 10~15mm height.



5. Direction of 2xLED indicator should be located to driving direction or suitable point where is able to recognize easily according to field condition.



6. After Installing the road stud, check the glue condition.  
Be careful, the glues don't have to be overflowed. if used glue overflow, the maintenance would be difficult.



G & I  
green & innovation